

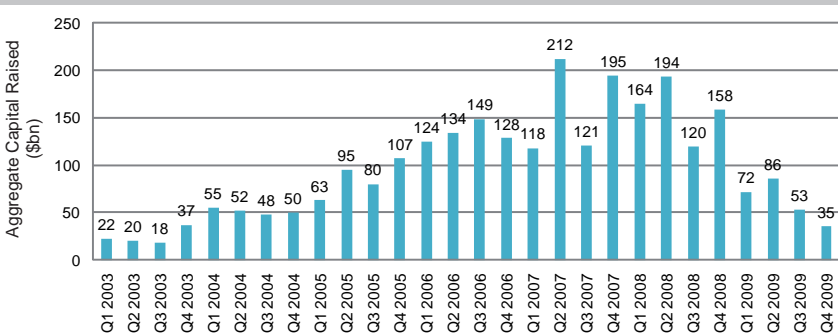
Fig. 1: Top 10 Largest Funds to Hold a Final Close in Q4 2009

Fund	Firm	Type	Amount Closed (mn)	Manager Country	Fund Focus
Clayton Dubilier & Rice VIII	Clayton Dubilier & Rice	Buyout	5,000 USD	US	US
Onex Partners III	Onex Corporation	Buyout	4,000 USD	Canada	US
Partners Group Secondary 2008	Partners Group	Secondaries	2,500 EUR	Switzerland	Europe
Orion European Real Estate Fund III	Orion Capital Managers	Real Estate	1,280 EUR	UK	Europe
AAC Capital NEBO Fund II	AAC Capital Partners	Buyout	955 EUR	Netherlands	Europe
Norwest Venture Partners XI	Norwest Venture Partners	Venture	1,200 USD	US	ROW
Portfolio Advisors Secondary Fund	Portfolio Advisors	Secondaries	1,100 USD	US	US
Levine Leichtman Capital Partners IV	Levine Leichtman Capital Partners	Buyout	1,100 USD	US	US
Prudential Capital Partners III	Prudential Capital Group	Mezzanine	967 USD	US	US
Fudo Capital II	CLSA Capital Partners - Fudo Capital	Real Estate	816 USD	Hong Kong	ROW

Fig. 2: Breakdown of Q4 2009 Fundraising by Type and Geography

Type of Funds	Global		North America		Europe		ROW	
	No. of Funds	Aggregate Capital \$bn	No. of Funds	Aggregate Capital \$bn	No. of Funds	Aggregate Capital \$bn	No. of Funds	Aggregate Capital \$bn
Buyout	13	13.9	6	11.0	5	2.6	2	0.2
Distressed PE	2	0.8	1	0.7	1	0.2		
Fund of Funds	5	1.2	2	0.4	2	0.5	1	0.3
Infrastructure	3	0.8	1	0.4			2	0.4
Mezzanine	2	1.1	2	1.1				
Nat. Resources	2	0.4	1	0.4	1	0.04		
Real Estate	17	6.8	8	2.0	4	2.7	5	2.2
Secondaries	4	5.7	2	1.9	2	3.8		
Venture	24	4.1	7	1.2	8	1.0	9	2.0

Fig. 3: Quarterly Global PE Fundraising, Q1 2003 - Q4 2009



Private equity fundraising in Q4 2009 was at its lowest in more than six years, with an aggregate \$35.1bn raised by 75 funds closed in the period. Funds primarily focusing on North America raised the most, with 30 vehicles raising an aggregate \$19bn, while Europe focused funds raised just under \$11bn and Asia and Rest of World focused funds

raised slightly over \$5bn. The largest fund to close in the quarter was Clayton Dubilier & Rice VIII, a buyout fund targeting companies in North America and Europe. It closed at the very end of 2009 with total commitments of \$5bn. The \$35.1bn raised by private equity funds in Q4 2009 means that the fundraising total for 2009 as a whole, \$245.6bn,

Fig. 4: Geographic Split of Funds Closed in Q4 2009

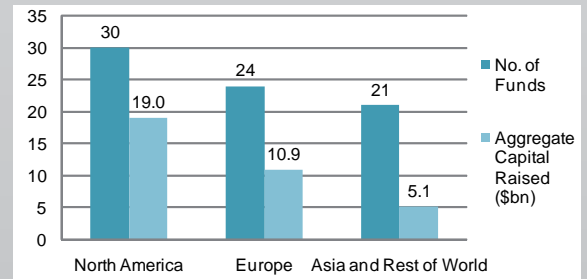


Fig. 5: Funds on the Road over Time, January 2007 - January 2010

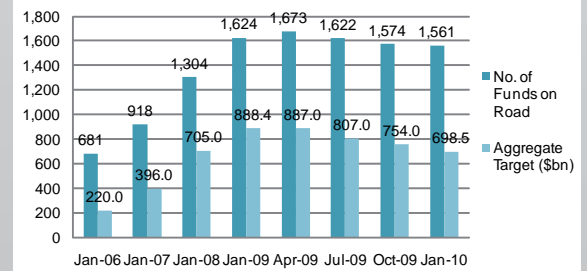
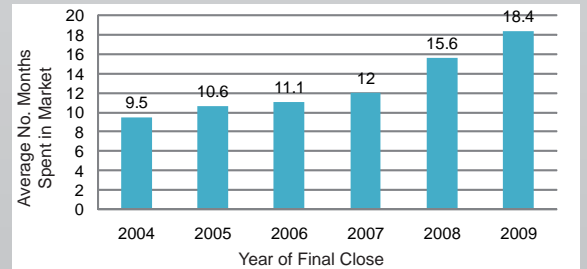


Fig. 6: Average Time Taken for Funds to Achieve a Final Close by Year of Fund Close



Preqin provides information, products and services to private equity firms, fund of funds, investors, placement agents, law firms, advisors and other professionals across six main areas:

- > Fund Performance
- > Fund Raising
- > Fund Manager Profiles
- > Investor Profiles
- > Fund Terms
- > Compensation

Available as:

- > Hard Copy Publications
- > Online Database Services
- > Consultancy and Research Support

For more information and to register for a free trial, please visit:

www.preqin.com/privateequity

Full results and report on Q4 2009 fundraising will be available in Preqin's monthly newsletter, *Spotlight*.

To register to receive *Spotlight* please visit: www.preqin.com/spotlight

Fig. 7: Top 10 Largest Funds to Hold a Final Close in 2009

Fund	Firm	Type	Amount Closed (mn)	Manager Country	Fund Focus
CVC European Equity Partners V	CVC Capital Partners	Buyout	10,750 EUR	UK	Europe
First Reserve Fund XII	First Reserve Corporation	Natural Resources	8,821 USD	US	US
Hellman & Friedman VII	Hellman & Friedman	Buyout	8,800 USD	US	US
KKR European Fund III	Kohlberg Kravis Roberts	Buyout	6,000 EUR	US	Europe
Riverstone/Carlyle Global Energy and Power Fund IV	Riverstone Holdings LLC	Natural Resources	6,000 USD	US	US
GS Vintage Fund V	Goldman Sachs Private Equity Group	Secondaries	5,500 USD	US	US
Charterhouse Capital Partners IX	Charterhouse Capital Partners	Buyout	4,000 EUR	UK	Europe
Clayton Dubilier & Rice VIII	Clayton Dubilier & Rice	Buyout	5,000 USD	US	US
Lindsay Goldberg - Fund III	Lindsay Goldberg	Buyout	4,700 USD	US	US
Blackstone Real Estate Partners Europe III	Blackstone Real Estate Advisors	Real Estate	3,116 EUR	US	Europe

Fig. 8: Breakdown of 2009 Fundraising by Type and Geography

Type of Funds	Global		North America		Europe		ROW	
	No. of Funds	Aggregate Capital \$bn	No. of Funds	Aggregate Capital \$bn	No. of Funds	Aggregate Capital \$bn	No. of Funds	Aggregate Capital \$bn
Balanced	3	0.4	1	0.1	2	0.3		
Buyout	84	102.2	42	57.8	26	36.7	16	7.8
Distressed PE	11	2.5	5	1.5	4	0.8	2	0.2
Fund of Funds	55	21.0	28	15.0	17	4.6	10	1.3
Infrastructure	11	6.3	1	0.4	2	2.5	8	3.4
Mezzanine	16	6.4	7	2.5	7	3.7	2	0.2
Nat. Resources	7	16.9	5	16.1	1	0.0	1	0.8
Real Estate	96	40.6	50	21.4	25	13.0	21	6.2
Secondaries	14	18.5	9	13.2	5	5.3		
Venture	170	27.3	75	15.1	41	5.4	54	6.8
Other	15	3.4	5	1.6	6	1.4	4	0.5

was at its lowest level since 2004. The largest fund to close during the whole of 2009 was CVC European Equity Partners V, which closed early in the year with €10.75bn in commitments. The vehicle invests in mid-market companies in Europe.

The number and aggregate target of funds in the market seeking capital from investors has continued to fall, following the trend seen over the course of 2009. The aggregate target of funds on the road has now fallen to \$698.5bn, a 21% fall from its peak of \$888.4bn in January 2009. This is due to a slowdown in new fundraising launches and an increase in the number of fundraisings being put on hold or abandoned altogether.

The average length of time taken for a fund to reach a final close has increased dramatically over the last two years, and now stands at more than 18 months after fundraising

launch for funds closed in 2009, up from one year for funds closed in 2007.

Only 60% of private equity investors surveyed in December 2009 made at least one new commitment to a private equity fund in 2009, while 40% of investors did not make any new commitments. Just over half of investors plan to make their next commitment to a private equity fund in the first half of 2010, and 16% plan to wait until the second half of the year. 4% of investors will not be investing again until 2011 and a further 4% do not plan to invest for at least two years. One-quarter of investors are unsure as to the timing of their next commitment to a private equity fund. As Fig. 11 shows, although 70% of investors have seen their private equity investments meet their expectations, a significant 23% have seen returns fall short, with only 7% reporting that performance has exceeded expectations.

Fig. 9: Proportion of Investors to Have Made New Commitments in 2009

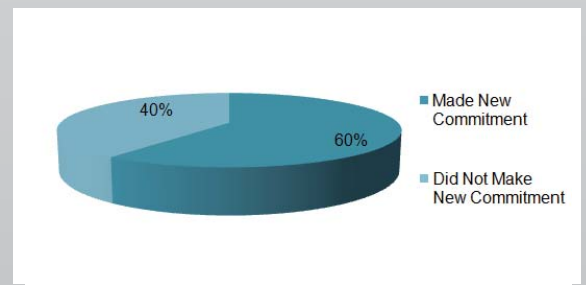


Fig. 10: Timeframe for Investors' Next Intended Commitments to a Private Equity Fund

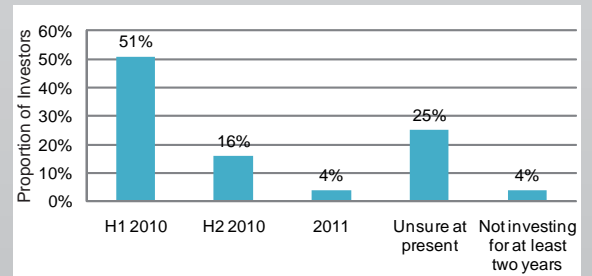
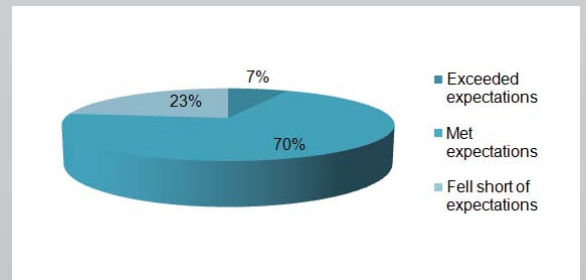


Fig. 11: Investors' Attitudes Towards their Private Equity Fund Investments' Performance



Preqin provides information, products and services to private equity firms, fund of funds, investors, placement agents, law firms, advisors and other professionals across six main areas:

- > Fund Performance
- > Fund Raising
- > Fund Manager Profiles
- > Investor Profiles
- > Fund Terms
- > Compensation

Available as:

- > Hard Copy Publications
- > Online Database Services
- > Consultancy and Research Support

For more information and to register for a free trial, please visit:

www.preqin.com/privateequity

Full results and report on Q4 2009 fundraising will be available in Preqin's monthly newsletter, *Spotlight*.

To register to receive *Spotlight* please visit: www.preqin.com/spotlight