


GO!

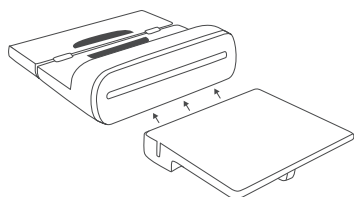
GO! Big® Die Catcher

Item Number: 55526

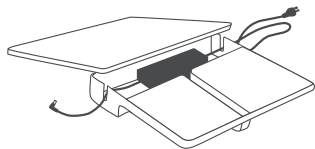


EASY AS...

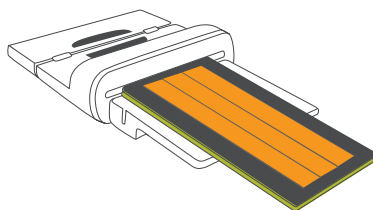
1. Setup.



2. Store.



3. Done!



Product SKU Sheet

SKU55526
Effective July 2024



Why Quilters Love the GO! Big® Die Catcher:

- Say goodbye to catching GO! dies by hand!
- Exclusively designed for the GO! Big Electric Cutter
- Smoothly catches GO!® Dies from GO! Big Cutter
- Sleek design complements the cutter
- Stores the GO! Big power adapter when in use
- Offers ample space to house both the power adapter and cord when the cutter is not in use
- A Must-Have for every GO! Big user

Features:

- Provides support for GO! dies, even when extended beyond the edge of the Die Catcher.
- COMPATIBLE – Works with all GO!® die sizes, including GO! Big® dies and GO! Strip Cutter dies.
- LIGHTWEIGHT – Only 3½ pounds
- 2 WAYS TO STORE – Vertical or Horizontal
- PORTABLE – A convenient finger grip aids the process of picking up and carrying the GO! Big Die Catcher with ease.



How-to-Use Steps

- 1. Setup:** Place the Die Catcher next to the GO! Big cutter. Slide the built-in metal foot beneath the GO! Big for a secure fit, providing support for the dies. Align the side edge of the cutter with the side edge of the Die Catcher.
- 2. Store:** Open the lid, and neatly place the power adapter inside the base, allowing either end of the power cable to pass through the designated keyholes. Close the lid. The spacious base accommodates the power adapter and cord, serving as a convenient storage solution when the cutter is not in use.
- 3. Done:** You're all set! Now, you can enjoy cutting fabric with your GO! Big Electric Fabric Cutter. Enjoy the accuracy and efficiency of your cutting system!

Specifications:

Skill Level: Beginner

Die Catcher Weight: 3.6 lbs. (1.6 kg)

Boxed Weight: 4.3 lbs. (2.0 kg)

Dimensions: 13½"W x 15½"L x 2⅝"H
(34.3 cm x 39.4 cm x 6.7 cm)

Warranty: 1-year limited