


*...freedom
to **perform***



Bringing an entirely new experience to the presenter.

**In 3 touches they can walk into any
room, any location, any time and start
any presentation in less than 10 seconds**

... no setup, no cables and no hassle!

*...freedom
to **perform***



**First truly converged AV product,
incorporating;**

**Presentation Management
Room control**


Interactive Whiteboard Applications

Equipment & PC Monitoring

IPTV (on Demand TV)


Digital Signage

**In a SINGLE Software
Solution**



3touch

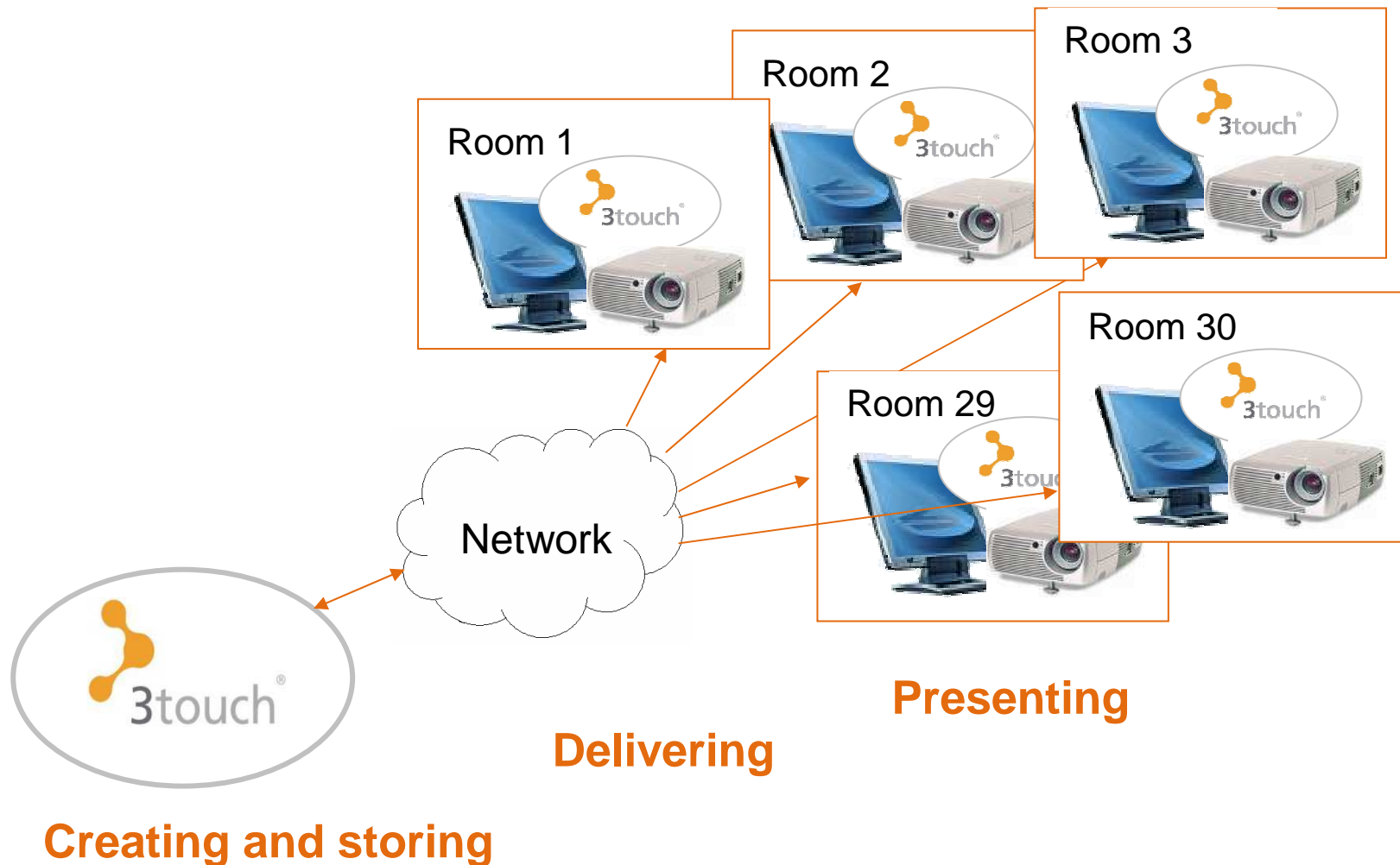
Presentation Management



3touch Presentation Management

- Stores and controls all presentation material in a central repository.
- Delivers that material to any room(s) or display device via the network.
- Provides a powerful User Interface to give the presenter maximum confidence and control.

what does it look like?



Ahead of time the Administrator can set up the series of speakers for each Briefing.

(Presentation material is uploaded to the server as it is ready, right up to the moment the speaker reaches the lectern.)

On the day of the Briefing the Speaker list is activated on the screen in the relevant room.



The Presenter selects their name and their relevant presentation and away they go.

The next person simply walks to the screen and starts their own presentation.

(This can also be controlled by AV operators or the Administrator.)



Speaker Interface

This is the interface which then shows - on the presenters screen only.

It gives them a highly visible view of their presentation material and the flexibility to control it.



This shows
what the
audience
will see
projected



These buttons
allow the speaker
to go forward or
back one slide

Or flip to their
notes if they
need a prompt.



This shows a clear view of the whole of your next slide.



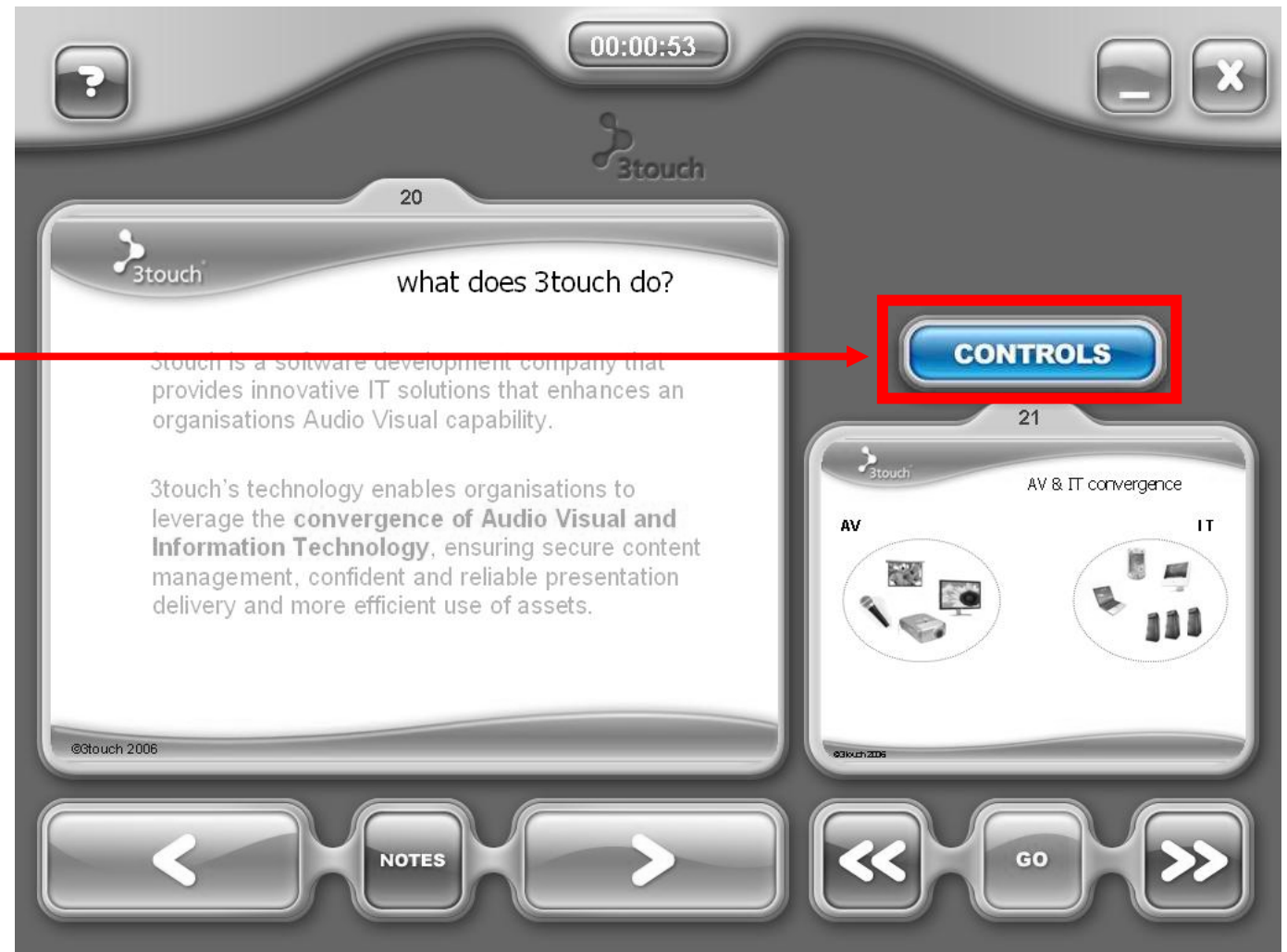
These buttons allow the speaker to skip through directly to any other slide in the presentation (while the screen display visible to the audiences remains static on the current slide.)



The clock turns to a timer as the presentation begins, to enable the speaker to keep to time.



The room control system can be accessed from this same standard interface.



From 3touch you can also launch other file formats directly for projection: Pdfs, Word documents, Excel spreadsheets, media files etc. without having to import them into Powerpoint.



benefits

For the Presenter

- Maximum confidence
- Consistent, intuitive interface
- Professional / Seamless handover from presenter to presenter
- No AV equipment connections or knowledge required
- Simple presentation of multiple file formats

For the organisation

- Maximises training or customer facing time
- Presentation material accessible from a central location
- Supports presentations across multiple locations / screens
- Control of material
- Professionalism and control in meetings with multiple speakers

For the IT Manager

- Remote management /support
- Easy integration by leveraging existing infrastructure
- Analysis of equipment and room usage
- Minimal bandwidth impact and totally secure
- Largely eliminates 'emergencies'



Room Control Equipment & PC Monitoring

room control



**“control any device over any protocol
and create your own custom control programs
without writing code.”**



room control

Overview:

- Control any hardware with open protocols
- Check status of any equipment, lamp life, usage etc.
- Monitor Software usage on PC's
- Room Scheduling
- Remote monitoring and troubleshooting
- Dynamic control from single user interface
- Reduce Carbon Footprint, by scheduling shutdown of equipment

room control



- Use topology view to define the devices in your system and show their interconnections
- Choose products from a comprehensive listing of tens of thousands of devices from hundreds of different manufacturers
- Devices that support auto discovery can be added to your design automatically
- Click between output and input ports to define interconnections
- Click on any device to view and set its properties
- Create uni- & bi-directional drivers, defining products, inputs, outputs and controllable functions using the Product Wizard .

room control




- Drag and drop to create custom UIs, or choose from pre-configured, customisable UI templates.
- Controls include buttons, switches, faders, knobs, dials, meters, alphanumeric displays, images etc, all fully configurable.
- Supports all common image files, including PNG with alpha transparency
- Assign any system or device event or command to any control
- Include multiple exclusive panels in one Form using the Panels control
- Chain commands for unlimited macro functionality.
- Compile UI designs to run as Standalone or Client/Server control programs

Re- Cap

Presentation Management & Room Control



**All from a single User Interface
a single touch screen
a single PC**



Interactive Whiteboard




Interactive Whiteboard Features

- Offer the **same features as a traditional whiteboard** such as writing directly on the board, **circling things**, **highlighting or labeling elements** on the screen and erasing errors.
- Can be used in large lecture theatre where current boards are too small and ineffective
- Presenters can load **any file** or any **application** and stream to **one or many locations / screens.**
- Allow notes to be stored and made available to students who missed the presentation/lecture
- Act as an electronic flip chart, with all notes and diagrams saved for later use.
- Enable editing on screen and recording any/all changes or additions.
- Allow staff, students or executives to work from normal laptops or touch screens without having to have their backs to the audience.

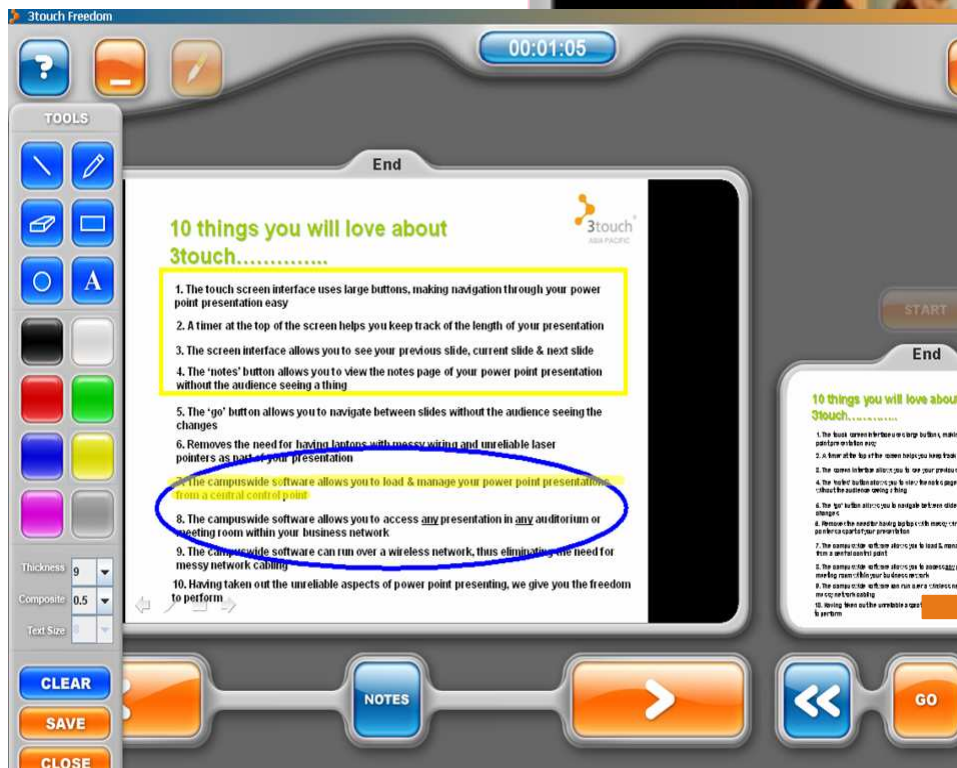
PowerPoint

What the
Audience See



10 things you will love about 3touch.....

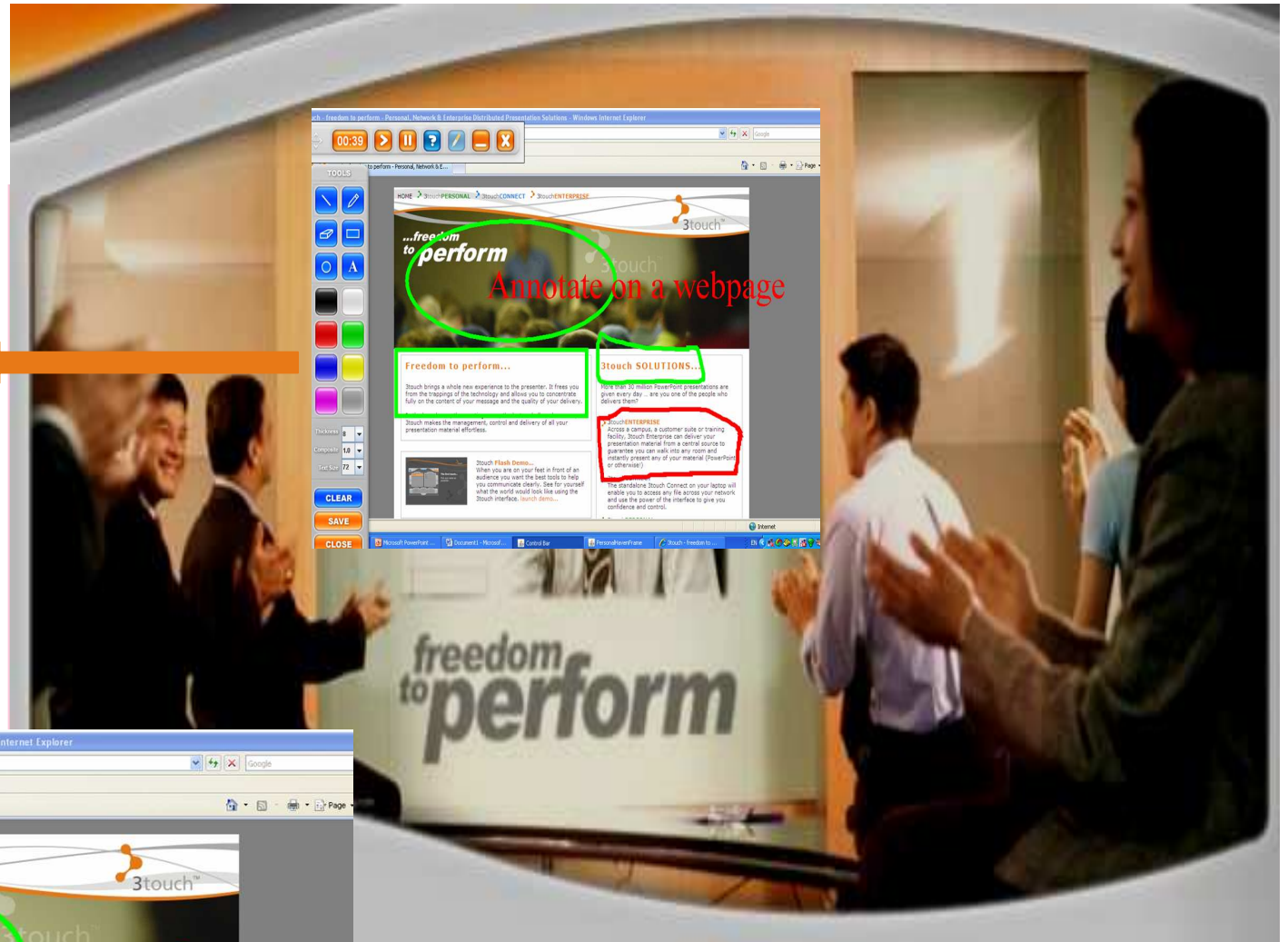
1. The touch screen interface uses large buttons, making navigation through your power point presentation easy
2. A timer at the top of the screen helps you keep track of the length of your presentation
3. The screen interface allows you to see your previous slide, current slide & next slide
4. The 'notes' button allows you to view the notes page of your power point presentation without the audience seeing a thing
5. The 'go' button allows you to navigate between slides without the audience seeing the changes
6. Removes the need for having laptops with messy wiring and unreliable laser pointers as part of your presentation
7. The campuswide software allows you to load & manage your power point presentations from a central control point
8. The campuswide software allows you to access any presentation in any auditorium or meeting room within your business network
9. The campuswide software can run over a wireless network, thus eliminating the need for messy network cabling
10. Having taken out the unreliable aspects of power point presenting, we give you the freedom



What the presenters see

Annotate on a webpage

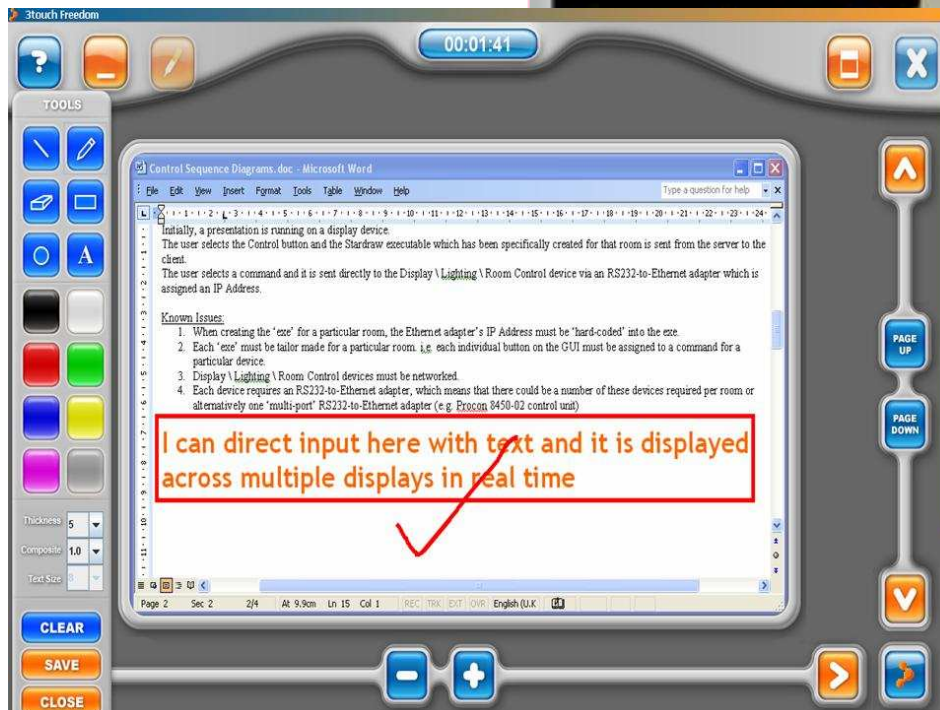
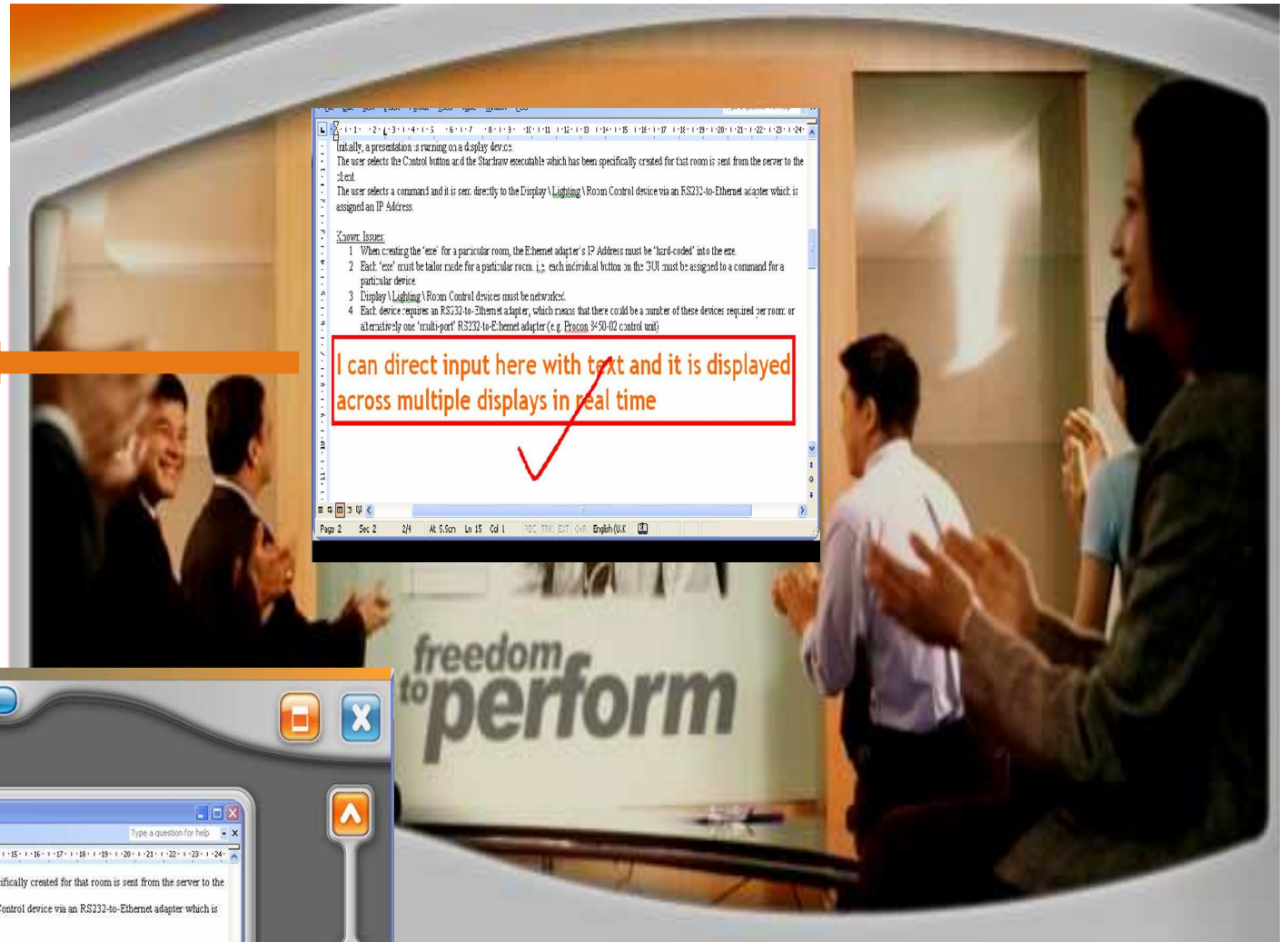

What the Audience See



What the presenters see

Edit a document in real time

What the Audience See



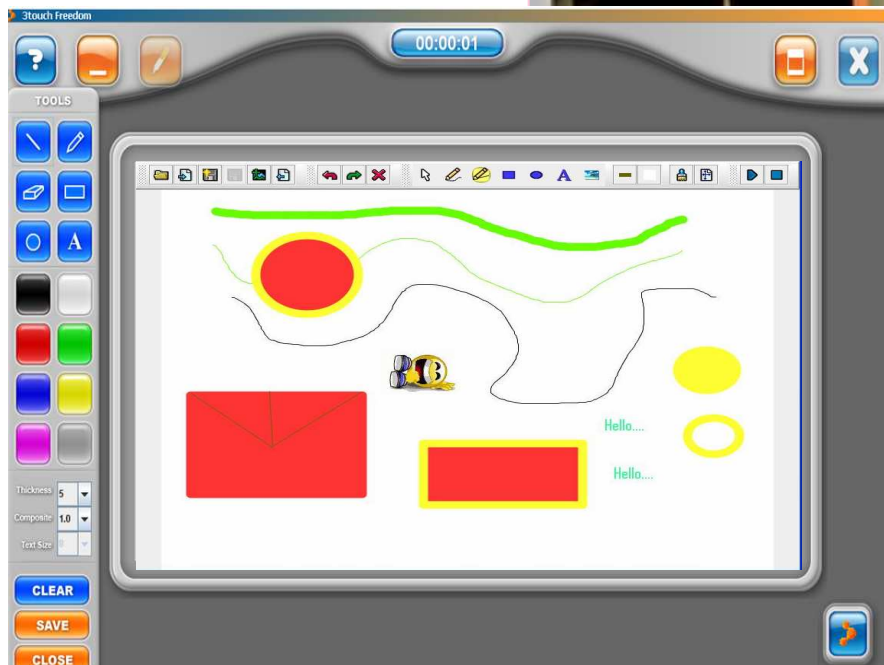
What the presenters see

Electronic whiteboard

What the Audience See

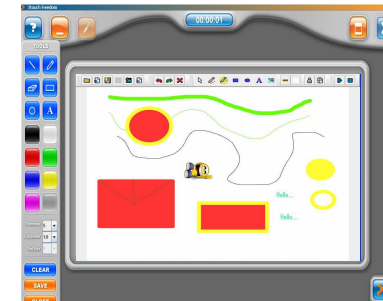


What the presenters see




Re- Cap

Presentation Management Room Control Interactive Whiteboard



**All from a single User Interface
a single touch screen
a single PC**



IPTV

On Demand TV

On Demand Live Streams

The Presenter selects their name and the Channel they want to play.

User admin rights determines who has access to play-list.

(This also ties into the 3touch digital Signage solution.)



Stream any TV Channel to Any screen or location



All over IP



Re- Cap

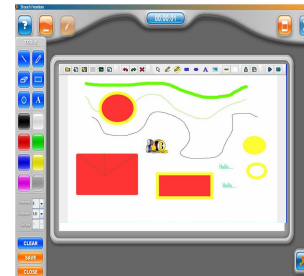
Presentation Management
Room Control
Interactive Whiteboard
IPTV



Presentation Management



Room Control



Smart Annotation



IP TV

All from a single User Interface
a single touch screen
a single PC



Digital Signage

Digital Signage


**Display scheduled
information on any
Screen in any Location**



EVENTS		HEAD
13.45 Briefing for Parking Ushers in Old Library		letter name, if you're not getting your hair cut, unless you've got a younger brother who is going out this weekend as the guest of another boy, in which case, collect his note before lunch, put it in your locker
14.00 JS Boys Hockey v Hillcot: U13 (A)		
Friday 11th November		
06.25 Parade Practice		
06.45 Year Group Tutor Meetings		
07.30 Governors' Finance and General Purposes Meeting		
09.00 GCSE Maths II		

WELCOME	DUTY MASTER
 <p>ILDAR COLLEGE</p>	<p>Doc Forbes Mobile: 079 555 1234 Currently in the Library</p>

way in Belarus British office in Gaza set alight 16:15:47
Tuesday 14 March



Re- Cap

Presentation Management
Room Control
Interactive Whiteboard
IPTV
Digital Signage

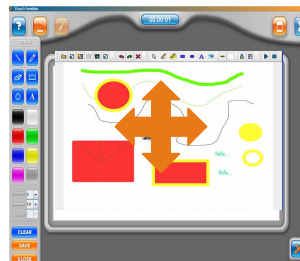


Presentation

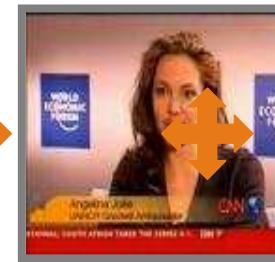
Management



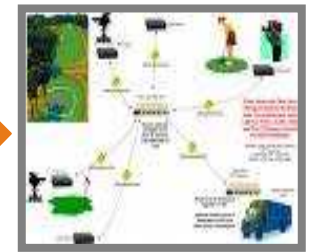
Room Control



Smart Annotation




IP TV



Digital Signage

All from a single User Interface
a single touch screen
a single PC



3touch

The Total Solution

Effective & Affordable

Can you afford to be without it?

*...freedom
to **perform***